

2026

# Trailseeker



Powered by Love.




# Meet the All-New 2026 Subaru Trailseeker

An EV you can trust from a brand you can love.

Featuring standard dual motors that deliver 375 horsepower and legendary Subaru Symmetrical All-Wheel Drive, the all-new 2026 Trailseeker takes electric to exhilarating new heights. Rugged and capable, the Trailseeker is a go-anywhere electric SUV with 8.5 inches of ground clearance and standard dual-function X-MODE® to help you over almost any obstacle on just about any terrain and trail condition.

Subaru Trailseeker Touring in Magnetite Gray Metallic.



There's more to love.

[Explore additional features, photos, and awards.](#)



## Electric adventure without limits.



### Go Faster

Charge from 10% to 80% in about 28 minutes<sup>1</sup>, and battery preconditioning optimizes cold-weather charging speeds for go-anywhere all-weather adventure.



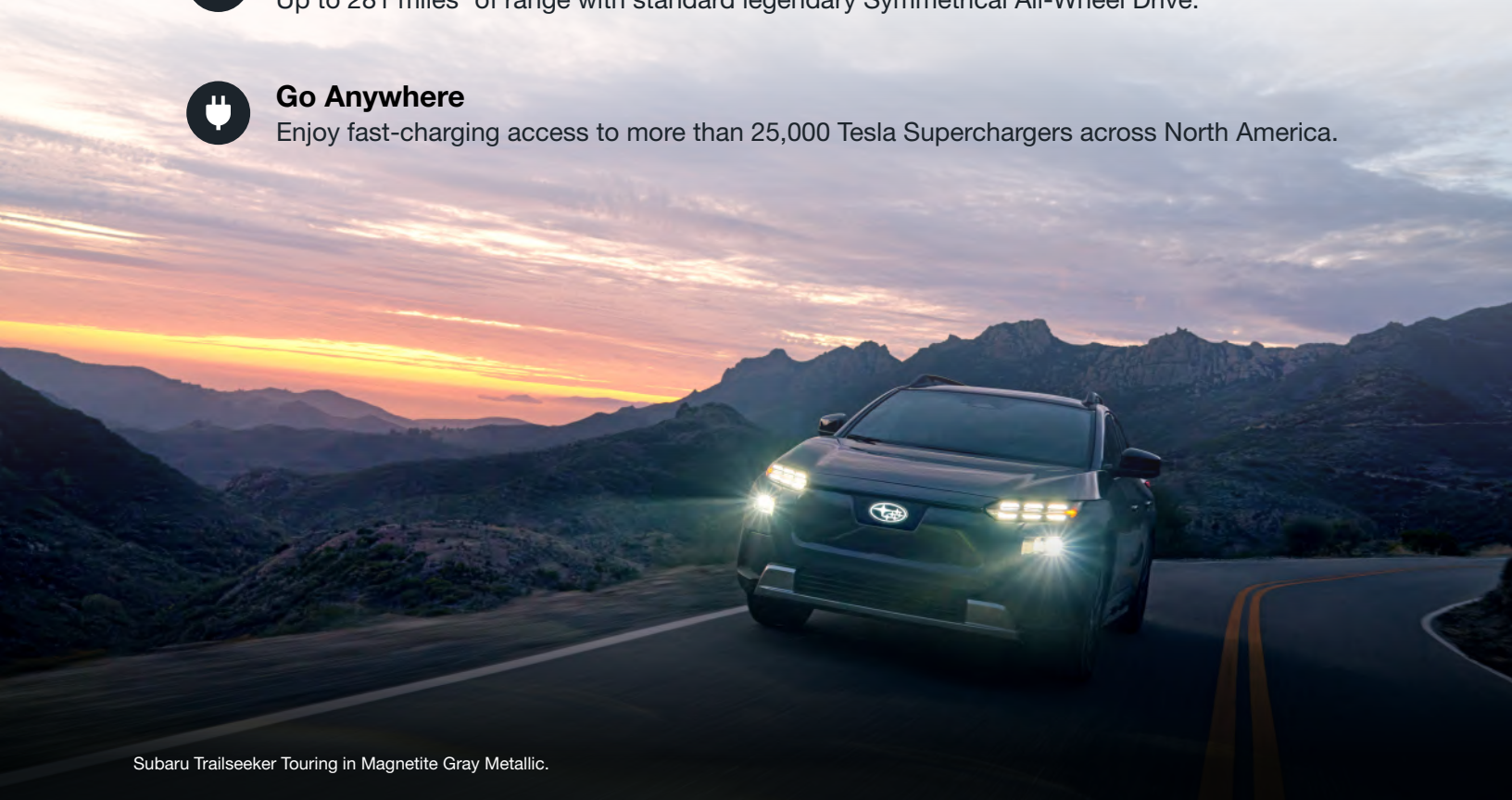
### Go Further

Up to 281 miles<sup>2</sup> of range with standard legendary Symmetrical All-Wheel Drive.



### Go Anywhere

Enjoy fast-charging access to more than 25,000 Tesla Superchargers across North America.



Subaru Trailseeker Touring in Magnetite Gray Metallic.

## Trim Levels



### Premium

- 375-hp dual-motor all-electric drivetrain
- Subaru Symmetrical All-Wheel Drive
- Dual-function X-MODE® with Grip Control
- 8.5 inches of ground clearance
- EyeSight® Driver Assist Technologies<sup>3</sup>, including Traffic Jam Assist<sup>4</sup> low-speed hands-free driving and Active Lane Change Assist<sup>5</sup>
- Blind-Spot Monitor and Front/Rear Cross-Traffic Alert<sup>6</sup>
- Distraction mitigation system<sup>7</sup>
- Subaru 14.0-inch Multimedia System with wireless Apple CarPlay® and Android Auto™ integration
- Dual Qi® wireless 15W charging pads
- StarTex® trimmed upholstery

### Limited

Includes all Premium features and adds:

- Harman Kardon® premium audio system with 11 speakers
- 360-degree surround view monitor
- Advanced Park driver parking assistance
- Heated leather-wrapped steering wheel
- Heated rear outboard seats
- Foot-activated hands-free power rear gate
- 1500W cargo area power outlet
- 8-way power passenger seat
- Auto anti-glare rear-view mirror with HomeLink®
- 20-inch aluminum-alloy wheels

### Touring

Includes all Limited features and adds:

- Panoramic glass roof with power shade
- Radiant leg warmers for driver and front passenger
- Available leather-trimmed upholstery
- Gloss black hood accent
- Optional two-tone paint
- Digital rear-view mirror with HomeLink®

Colors

Exterior

AVAILABLE IN TWO-TONE ON TOURING MODEL

PREMIUM PAINT



Brilliant Bronze Metallic



Crystal Black Silica



Crystal White Pearl



Magnetite Gray Metallic



Sapphire Blue Pearl




Daybreak Blue Pearl<sup>8</sup>

Interior

STARTEX®

LEATHER



Black StarTex®



Gray StarTex®



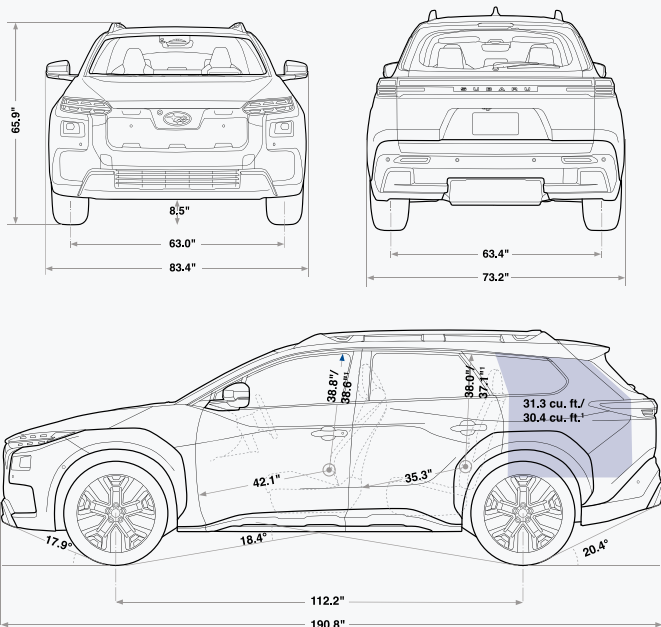
Blue & Black



# 2026 Trailseeker Dimensions

Subaru Trailseeker Limited in Daybreak Blue Pearl.

<b>Length</b>	190.8 inches
<b>Width</b>	73.2 inches (83.4 inches including mirrors)
<b>Height</b>	65.9 inches
<b>Ground Clearance</b>	8.5 inches
<b>Maximum Cargo Volume</b>	31.3 cubic feet   74.0 cubic feet with rear seatback down (with panoramic moonroof: 30.4 cubic feet   71.8 cubic feet)
<b>Headroom (front/rear)</b>	38.8 inches/38.0 inches (with panoramic moonroof: 38.6 inches/37.1 inches)
<b>Legroom (front/rear)</b>	42.1 inches/35.3 inches
<b>Roof Rail Load Capacity</b>	176-lb dynamic maximum load capacity
<b>Towing</b>	3,500-lb towing capacity



\*Illustration shows Trailseeker Limited model only. Dimensions and features may vary by trim level. Please contact your local authorized Subaru retailer for more information.



[See 2026 models in action.](#)



Find out more about our efforts to keep it cleaner and greener. [subaru.com/environment](https://www.subaru.com/environment)



Information current at time of printing.

1 Charge time varies based on vehicle level of charge, charging rate, ambient temperature, and many other factors. 2 Manufacturer-estimated range on a full battery charge. Actual range will vary with driving conditions, weather, and your vehicle's condition. 3 EyeSight Driver Assist Technologies may not operate optimally under all driving conditions. The driver is always responsible for safe and attentive driving. Pre-Collision System is designed to provide automatic braking that either prevents a collision or reduces the severity of a frontal impact. Acceleration Suppression at Low-Speed is designed to reduce acceleration and minimize the severity of certain frontal impacts. Dynamic Radar Cruise Control is designed to assist the driver and is not a substitute for safe and attentive driving. Lane Tracing Assist operates only when used in conjunction with Dynamic Radar Cruise Control. Lane Departure Alert and Lane Departure Prevention operate only when the lane markings are visible. System effectiveness depends on many factors, such as vehicle maintenance, weather, and road conditions. See your Owner's Manual for complete details on system operation and limitations. 4 Traffic Jam Assist is not an automated driving system. Driving safely is solely the responsibility of the driver. Do not overly rely on this system and pay careful attention to the surrounding conditions in order to ensure safe driving. See Owner's Manual for complete details on system operation and limitations. Traffic Jam Assist requires an active trial or subscription to Drive Connect. 4G network dependent. 5 Lane Change Assist monitors the area of an indicated lane change and provides steering assist to perform the change if the system determines it is safe to do so. It is not a substitute for safe and attentive driving. 6 Blind-Spot Monitor and Front and Rear Cross-Traffic Alert are systems designed to assist the driver by monitoring the front, rear, and side areas of the vehicle to detect potential hazards that may not be visible from the driver's position and are not a substitute for safe and attentive driving. 7 The distraction mitigation system is a driver recognition technology designed to alert the driver if their attention to the road wavers or if the driver's face appears to turn away. The driver is always responsible for safe and attentive driving. System effectiveness may be affected by articles of clothing worn on the head or face. See Owner's Manual for complete details on system operations and limitations. 8 Premium paint at additional cost. See your Subaru retailer for details.



**SUBARU**